



TECHNICAL DATA

FREEDOM® RESIDENTIAL CONCEALED PENDENT SPRINKLER VK468 (K4.9)

The Viking Corporation, 210 N Industrial Park Drive, Hastings MI 49058

Telephone: 269-945-9501 Technical Services: 877-384-5464 Fax: 269-818-1680 Email: techsvcs@vikingcorp.com

1. DESCRIPTION

Viking Freedom® Residential Concealed Pendent Sprinkler VK468 is a small high-sensitivity glass bulb residential sprinkler for use with a domed cover assembly. The orifice design, with a K-Factor of 4.9 (70.6 metric*), allows the sprinkler's efficient use of available water supplies for the hydraulically designed fire-protection system. The glass bulb operating element and special deflector characteristics meet the challenges of residential sprinkler standards.

Concealed sprinkler VK468 is pre-assembled with a threaded adapter for installation with the domed cover that provides up to ½" (12.7 mm) of vertical adjustment. The cover plate is available with several decorative finishes to meet design requirements. The two-piece design allows installation and testing of the sprinkler prior to installation of the cover plate. The "push-on", "thread-off" design of the concealed cover plate assembly allows easy installation of the cover plate after the system has been tested and the ceiling finish has been applied. The cover assembly can be removed and reinstalled, allowing temporary removal of ceiling panels without taking the sprinkler system out of service or removing the sprinkler. The Electroless Nickel PTFE (ENT) coating has been investigated for installation in corrosive atmospheres and is C-UL-US-EU Listed as corrosion resistant as indicated in the Approval Charts. The ENT finish is only available for the sprinkler assembly, the cover plate is not plated.



WARNING: Cancer and Reproductive Harm-
www.P65Warnings.ca.gov

2. LISTINGS AND APPROVALS



UL Listed (C-UL-US-EU): Category VKKW

NYC Approval: MEA 89-92-E, Volume 35

UL Classified to: NSF/ANSI Standard 61, Drinking Water System Components (MH48034).

Refer to the Approval Charts and Design Criteria for C-UL-US-EU Listing requirements that must be followed.

3. TECHNICAL DATA

Specifications:

Available since 2006.

Minimum Operating Pressure: Refer to the Approval Charts.

Maximum Working Pressure: 175 psi (12 bar). Factory tested hydrostatically to 500 psi (34.5 bar).

Thread size: 1/2" (15 mm) NPT

Nominal K-Factor: 4.9 U.S. (70.6 metric*)

* Metric K-factor measurement shown is in Bar. When pressure is measured in kPa, divide the metric K-factor shown by 10.0.

Glass-bulb fluid temperature rated to -65 °F (-55 °C)

Overall Length (Sprinkler Body): 2-1/4" (58 mm)

Material Standards:

Frame Casting: Brass UNS-C84400 or QM Brass

Deflector: Brass UNS-C23000, Phosphor Bronze UNS-C51000, or Brass UNS-C26000

Bulb: Glass, nominal 3 mm diameter

Belleville Spring Sealing Assembly: Nickel Alloy, coated on both sides with PTFE Tape

Compression Screw: Brass UNS-C36000

Pip Cap and Insert Assembly: Copper UNS-C11000 and Stainless Steel UNS-S30400

Cover Adapter: Cold Rolled Steel UNS-G10080, Finish: Clear Chromate over Zinc Plating

Cover Assembly Materials:

Cover Plate Assembly: Copper UNS-C11000 and Brass UNS-C26800

Spring: Beryllium Nickel

Solder: Eutectic

Ordering Information: (Also refer to the current Viking price list.)

Viking Residential Concealed Pendent Sprinkler VK468 and Cover Plate Assembly must be ordered separately:

Viking Technical Data may be found on
The Viking Corporation's Web site at
<http://www.vikinggroupinc.com>.
The Web site may include a more recent
edition of this Technical Data Page.



TECHNICAL DATA

FREEDOM® RESIDENTIAL CONCEALED PENDENT SPRINKLER VK468 (K4.9)

The Viking Corporation, 210 N Industrial Park Drive, Hastings MI 49058

Telephone: 269-945-9501 Technical Services: 877-384-5464 Fax: 269-818-1680 Email: techsvcs@vikingcorp.com

Sprinkler: Base Part Nos. 13637A-X for Brass finish and 13637JN-X for ENT finish (includes sprinkler and adapter pre-assembled, with a protective plastic cap covering the unit)

Specify sprinkler temperature rating by adding the appropriate suffix for the temperature rating to the base part number:

Temperature Rating: 155 °F (68 °C) = B, 175 °F (79 °C) = D

For example, concealed sprinkler VK468 with a 155 °F (68 °C) temperature rating = Part No. 13637ABX

Note: When ordering this sprinkler using the SIN, add suffix -D. For example, concealed sprinkler VK468 = VK468-D.

Cover Plate Assembly: Base Part No. 12207

Specify finish and temperature rating of the cover plate assembly by adding the appropriate suffixes for the finish and the cover temperature rating to the base part number:

Finish Suffix: Polished Chrome = F, Brushed Chrome = F-/B, Bright Brass = B, Antique Brass = B-/A, Brushed Brass = B-/B, Brushed Copper = E-/B, Painted White = M-/W, Painted Ivory = M-/I, Painted Black = M-/B

Temperature Suffix: 135 °F (57 °C) = A

For example, cover 12207 with a Polished Chrome finish and a 135 °F (57 °C) temperature rating = 12207FA.

Available Finishes And Temperature Ratings: Refer to Table 1.

Accessories: (Also refer to the "Sprinkler Accessories" section of the Viking data book.)

Sprinkler Wrench: Part No. 13577W/B** (available since 2006)

**A ½" ratchet is required (not available from Viking).

Sprinkler Cabinet: Part No. 01731A (available since 1971)

4. INSTALLATION

Refer to appropriate NFPA Installation Standards.

5. OPERATION

During fire conditions, when the temperature around the sprinkler approaches its operating temperature, the cover plate detaches. Continued heating of the exposed sprinkler causes the heat-sensitive liquid in the glass bulb to expand and the bulb to shatter, releasing the pip cap and sealing spring assembly. Water flowing through the sprinkler orifice strikes the sprinkler deflector, forming a uniform spray pattern to extinguish or control the fire.

6. INSPECTIONS, TESTS AND MAINTENANCE

Refer to NFPA 25 for Inspection, Testing and Maintenance requirements.

7. AVAILABILITY

The Viking Model VK468 Sprinkler is available through a network of domestic and international distributors. See The Viking Corporation web site for the closest distributor or contact The Viking Corporation.

8. GUARANTEE

For details of warranty, refer to Viking's current list price schedule or contact Viking directly.

TABLE 1: AVAILABLE SPRINKLER TEMPERATURE RATINGS AND FINISHES

Sprinkler Temperature Classification	Sprinkler Nominal Temperature Rating ¹	Maximum Ambient Ceiling Temperature ²	Temperature Rating of the Cover Assembly (Required)	Cover Plate Base Part No. ³	Bulb Color
Ordinary	155 °F (68 °C)	100 °F (38 °C)	135 °F (57 °C)	12207	Red
Intermediate	175 °F (79 °C)	150 °F (65 °C)	135 °F (57 °C)	12207	Yellow

Sprinkler Finishes: Brass or ENT (See Ordering Information section)

Cover Plate Finishes: Polished Chrome, Brushed Chrome, Bright Brass, Antique Brass, Brushed Brass, Brushed Copper, Painted White, Painted Ivory, or Painted Black

Corrosion Resistant Coatings⁴: ENT

Footnotes

¹ The sprinkler temperature rating is stamped on the deflector.

² Based on NFPA-13, NFPA 13R, and NPFA 13D. Other limits may apply, depending on fire loading, sprinkler location, and other requirements of the Authority Having Jurisdiction. Refer to specific installation standards.

³ Part number shown is the base part number. For complete part number, refer to current Viking price list schedule.

⁴ The corrosion resistant coatings have passed the standard corrosion test required by the approving agencies indicated in the Approval Charts. These tests cannot and do not represent all possible corrosive environments. Prior to installation, verify through the end-user that the coatings are compatible with or suitable for the proposed environment. For automatic sprinklers, the ENT coating is applied to all exposed exterior surfaces, including the waterway. For ENT coated sprinklers, the Belleville spring is exposed.



TECHNICAL DATA


FREEDOM® RESIDENTIAL CONCEALED PENDENT SPRINKLER VK468 (K4.9)

The Viking Corporation, 210 N Industrial Park Drive, Hastings MI 49058

Telephone: 269-945-9501 Technical Services: 877-384-5464 Fax: 269-818-1680 Email: techsvcs@vikingcorp.com

Approval Chart 1 Viking VK468, 4.9 K-Factor Residential Concealed Pendent Sprinkler

For systems designed to NFPA 13D or NFPA 13R. For systems designed to NFPA 13, refer to the design criteria. For Ceiling types refer to NFPA 13, 13R or 13D 2013 Editions

Sprinkler Base Part Number ¹	SIN	NPT Thread Size		Nominal K-Factor		Maximum Water Working Pressure	Overall Length			
		Inches	mm	U.S.	metric ²		Inches	mm		
13637A-X	VK468	1/2	15	4.9	70.6	175 psi (12 bar)	2-1/4	58		
Max. Coverage Area ⁸ Ft.X Ft. (m X m)	Ordinary Temp Rating (155 °F/68 °C)		Intermediate Temp Rating (175 °F/79 °C)		Deflector to Ceiling	Installation Type	Listings and Approvals ³			Minimum Spacing Ft. (m)
	Flow ⁸ GPM (L/min)	Pressure ⁸ PSI (bar)	Flow ⁸ GPM (L/min)	Pressure ⁸ PSI (bar)			 ⁴ US EU	NYC ⁵	NSF ⁷	
12 X 12 (3.7 X 3.7)	13 (49.2)	7.0 (0.48)	13 (49.2)	7.0 (0.48)	3/8 to 7/8 inch	Concealed with Cover Plate Assembly.	See Foot- note 6 and 9.	See Foot- note 6 and 9.	See Foot- note 6 and 9.	8 (2.4)
14 X 14 (4.3 X 4.3)	13 (49.2)	7.0 (0.48)	13 (49.2)	7.0 (0.48)						
16 X 16 (4.9 X 4.9)	13 (49.2)	7.0 (0.48)	13 (49.2)	7.0 (0.48)						
18 X 18 (5.5 X 5.5)	17 (64.4)	12.0 (0.83)	17 (64.4)	12.0 (0.83)						
20 X 20 (6.1 X 6.1)	20 (75.7)	16.7 (1.15)	20 (75.7)	16.7 (1.15)						

Footnotes

¹ Part number shown is the base part number. For complete part number, refer to Viking's current price schedule.

² Metric K-factor measurement shown is when pressure is measured in Bar. When pressure is measured in kPa, divide the metric K-factor shown by 10.0.

³ This chart shows the listings and approvals available at the time of printing. Other approvals may be in process. Check with the manufacturer for any additional approvals. Refer also to Design Criteria.

⁴ Listed by Underwriter's Laboratories, Inc. for use in the U.S., Canada, and European Union.

⁵ Accepted for use, City of New York Department of Buildings, MEA Number 89-92-E, Vol. 35.

⁶ Cover Temperature Rating is 135 °F (57 °C).

⁷ UL Classified to: NSF/ANSI Standard 61, Drinking Water System Components (MH48034).

⁸ For areas of coverage smaller than shown, use the "Flow" and "Pressure" for the next larger area listed. Flows and pressures listed are per sprinkler. The distance from sprinklers to walls shall not exceed one-half the sprinkler spacing indicated for the minimum "Flow" and "Pressure" used.

⁹ Accepted Cover Plate Finishes are: Polished Chrome, Brushed Chrome, Bright Brass, Antique Brass, Brushed Brass, Brushed Copper, Painted White, Painted Ivory, or Painted Black ¹⁰.

¹⁰ Other paint colors are available on request with the same listings as the standard finish colors. Listings and approvals apply for any paint manufacturer. Contact Viking for additional information. Custom colors are indicated on a label inside the cover assembly. Refer to Figure 2.



TECHNICAL DATA

FREEDOM® RESIDENTIAL CONCEALED PENDENT SPRINKLER VK468 (K4.9)

The Viking Corporation, 210 N Industrial Park Drive, Hastings MI 49058

Telephone: 269-945-9501 Technical Services: 877-384-5464 Fax: 269-818-1680 Email: techsvcs@vikingcorp.com

Approval Chart 2 Viking VK468, 4.9 K-Factor Residential Concealed Pendent Sprinkler

For systems designed to NFPA 13D or NFPA 13R. For systems designed to NFPA 13, refer to the design criteria. For Ceiling types refer to NFPA 13, 13R or 13D 2013 Editions

Sprinkler Base Part Number ¹	SIN	NPT Thread Size		Nominal K-Factor		Maximum Water Working Pressure	Overall Length			
		Inches	mm	U.S.	metric ²		Inches	mm		
13637JN-X ⁹	VK468	1/2	15	4.9	70.6	175 psi (12 bar)	2-1/4	58		
Max. Coverage Area ⁶ Ft. X Ft. (m X m)	Ordinary Temp Rating (155 °F/68 °C)		Intermediate Temp Rating (175 °F/79 °C)		Deflector to Ceiling	Installation Type	Listings and Approvals ³			Minimum Spacing Ft. (m)
	Flow ⁶ GPM (L/min)	Pressure ⁶ PSI (bar)	Flow ⁶ GPM (L/min)	Pressure ⁶ PSI (bar)			C-UL-US-EU ⁴	NYC	NSF	
12 X 12 (3.7 X 3.7)	13 (49.2)	7.0 (0.48)	13 (49.2)	7.0 (0.48)	3/8 to 7/8 inch	Concealed with Cover Plate Assembly.	See Foot- note 5 and 7.	--	--	8 (2.4)
14 X 14 (4.3 X 4.3)	13 (49.2)	7.0 (0.48)	13 (49.2)	7.0 (0.48)						
16 X 16 (4.9 X 4.9)	13 (49.2)	7.0 (0.48)	13 (49.2)	7.0 (0.48)						
18 X 18 (5.5 X 5.5)	17 (64.4)	12.0 (0.83)	17 (64.4)	12.0 (0.83)						
20 X 20 (6.1 X 6.1)	20 (75.7)	16.7 (1.15)	20 (75.7)	16.7 (1.15)						

Footnotes

¹ Part number shown is the base part number. For complete part number, refer to Viking's current price schedule.

² Metric K-factor measurement shown is when pressure is measured in Bar. When pressure is measured in kPa, divide the metric K-factor shown by 10.0.

³ This chart shows the listings and approvals available at the time of printing. Other approvals may be in process. Check with the manufacturer for any additional approvals. Refer also to Design Criteria.

⁴ Listed by Underwriter's Laboratories, Inc. for use in the U.S. and Canada.

⁵ Cover Temperature Rating is 135 °F (57 °C).

⁶ For areas of coverage smaller than shown, use the "Flow" and "Pressure" for the next larger area listed. Flows and pressures listed are per sprinkler. The distance from sprinklers to walls shall not exceed one-half the sprinkler spacing indicated for the minimum "Flow" and "Pressure" used.

⁷ Accepted Cover Plate Finishes are: Polished Chrome, Brushed Chrome, Bright Brass, Antique Brass, Brushed Brass, Brushed Copper, Painted White, Painted Ivory, or Painted Black ⁸.

⁸ Other paint colors are available on request with the same listings as the standard finish colors. Listings and approvals apply for any paint manufacturer. Contact Viking for additional information. Custom colors are indicated on a label inside the cover assembly. Refer to Figure 2.

⁹ C-UL-US-EU Listed as corrosion resistant.



TECHNICAL DATA

**FREEDOM® RESIDENTIAL
CONCEALED PENDENT
SPRINKLER VK468 (K4.9)**

The Viking Corporation, 210 N Industrial Park Drive, Hastings MI 49058
 Telephone: 269-945-9501 Technical Services: 877-384-5464 Fax: 269-818-1680 Email: techsvcs@vikingcorp.com

DESIGN CRITERIA

(Also refer to the Approval Charts.)

UL Listing Requirements (C-UL-US-EU):

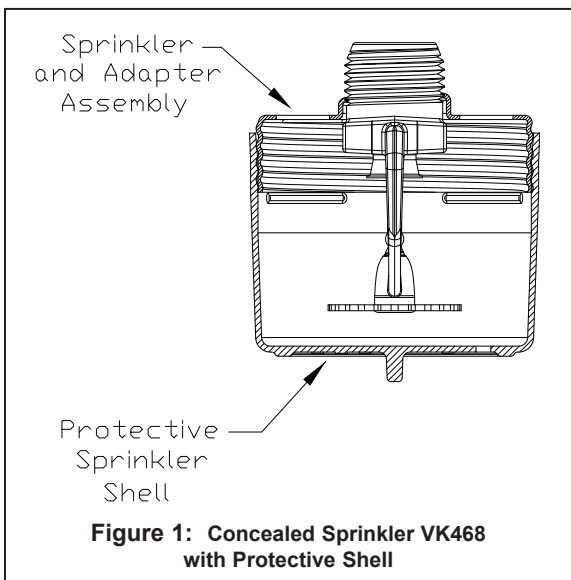
When using Viking Residential Concealed Pendent Sprinkler VK468 for systems designed to NFPA 13D or NFPA 13R, apply the listed areas of coverage and minimum water supply requirements shown in the Approval Charts.

For systems designed to NFPA 13: The number of design sprinklers is to be the four contiguous most hydraulically demanding sprinklers. The minimum required discharge from each of the four sprinklers is to be the greater of the following:

- The flow rates given in the Approval Charts for NFPA 13D and NFPA 13R applications for each listed area of coverage, or
- Calculated based on a minimum discharge of 0.1 gpm/sq. ft. over the “design area” in accordance with sections 8.5.2.1 or 8.6.2.1.2 of NFPA 13.
- Minimum distance between residential sprinklers: 8 ft. (2.4 m).
- **DEFLECTOR POSITION:** Install Residential Concealed Pendent Sprinkler VK468 with the deflector 3/8” (9.5 mm) to 7/8” (22.2 mm) below the ceiling. Refer to Figure 3.

NOTE: Concealed sprinklers must be installed in neutral or negative pressure plenums only.

IMPORTANT: Always refer to Bulletin Form No. F_091699 - Care and Handling of Sprinklers. Also refer to pages RES1-17 for general care, installation, and maintenance information. Viking sprinklers are to be installed in accordance with the latest edition of Viking technical data, the appropriate standards of NFPA and any other similar Authorities Having Jurisdiction, and also with the provisions of governmental codes, ordinances, and standards, whenever applicable. Final approval and acceptance of all residential sprinkler installations must be obtained from the Authorities Having Jurisdiction.





TECHNICAL DATA

FREEDOM® RESIDENTIAL
CONCEALED PENDENT
SPRINKLER VK468 (K4.9)

The Viking Corporation, 210 N Industrial Park Drive, Hastings MI 49058

Telephone: 269-945-9501 Technical Services: 877-384-5464 Fax: 269-818-1680 Email: techsvcs@vikingcorp.com

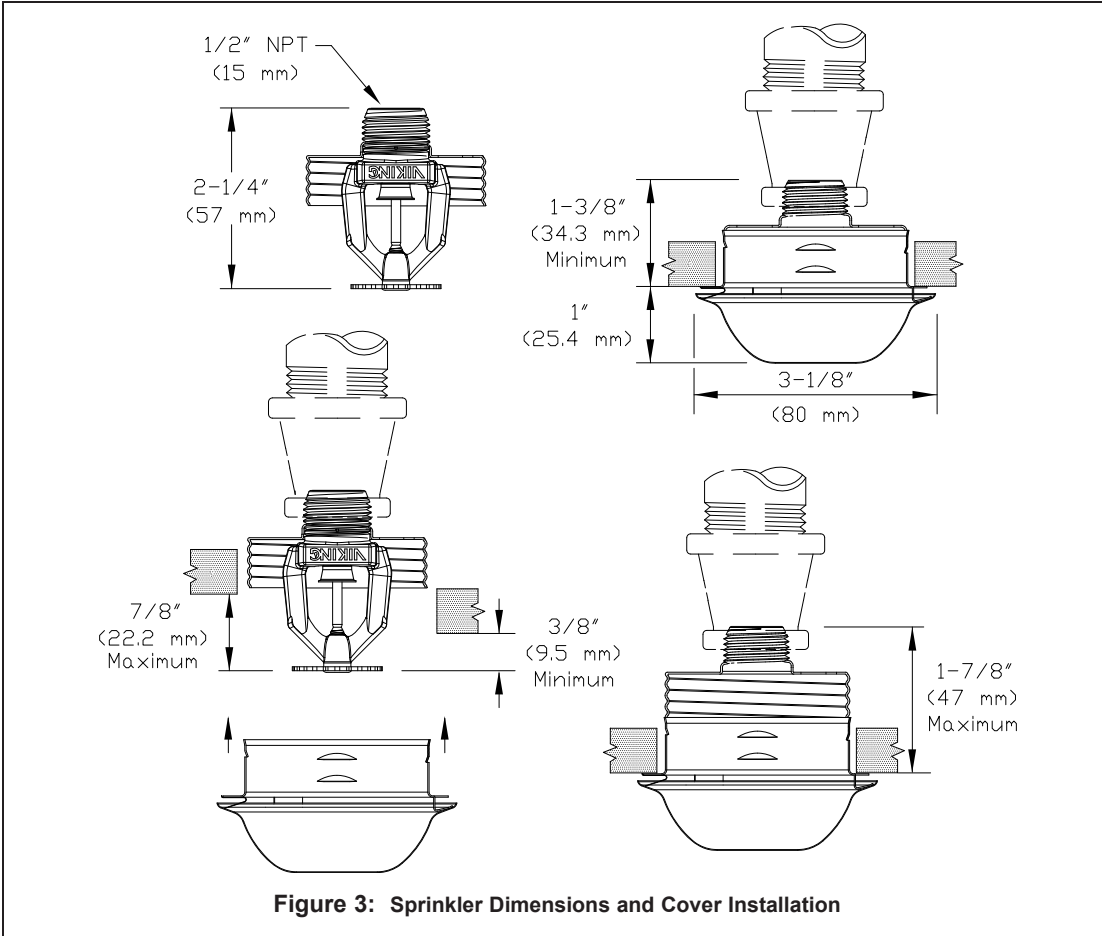


Figure 3: Sprinkler Dimensions and Cover Installation

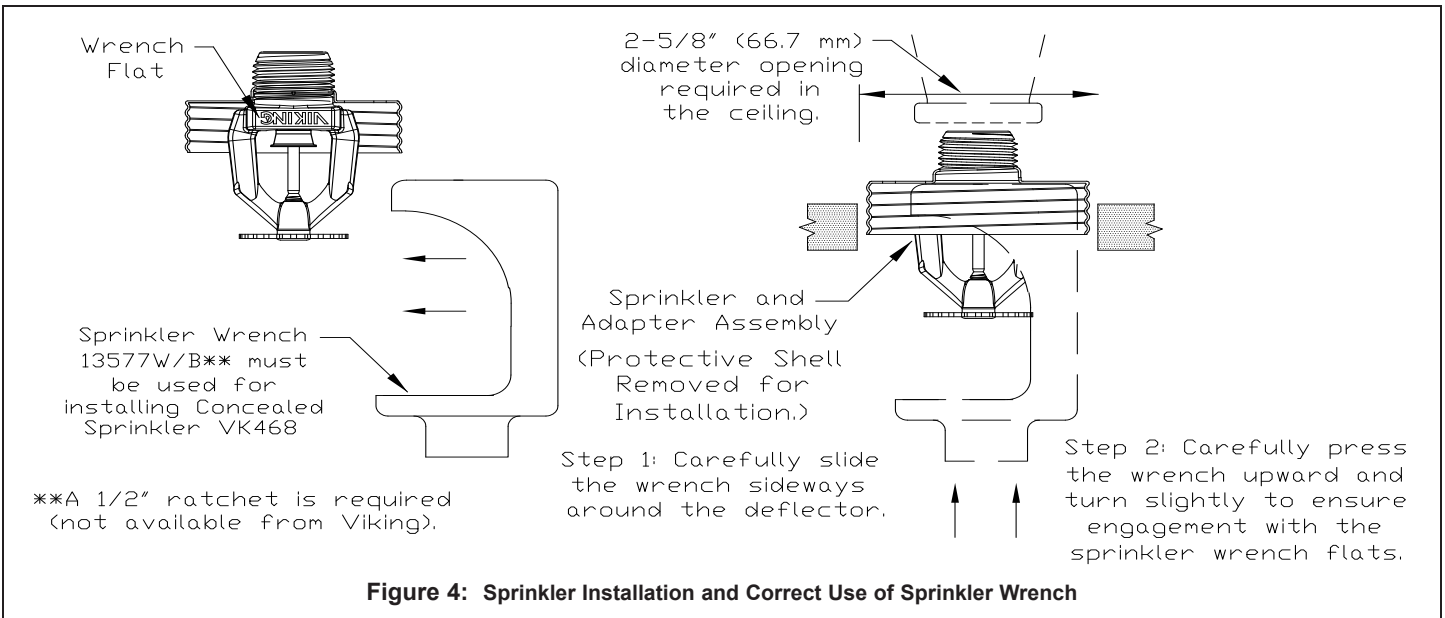


Figure 4: Sprinkler Installation and Correct Use of Sprinkler Wrench